

Scaled data based on original data using
LM-79-08 Approved Method: Electrical and Photometric Measurements of Solid-
State Lighting Products

Test Report Prepared for
Cooper Lighting Solutions
(formerly Eaton)

Brand: STREETWORKS

Report Number: P458646

Luminaire Tested: **GLAN-SA2A-735-U-T2-HSS**

Issue Date: 1/4/2021

Test Information

Test Method: LM-79-08
Report Number: P458646
TEST IS SCALED FROM IESNA LM-79-08 TEST DATA (G3-2011-042-11)
Test Lab: INNOVATION CENTER
Issue Date: 1/4/2021
Manufacturer: COOPER LIGHTING SOLUTIONS (FORMERLY EATON)
Product Line: STREETWORKS
Catalog Number: GLAN-SA2A-735-U-T2-HSS
Description: GALLEON AREA AND ROADWAY LUMINAIRE
(2) 70 CRI, 3500K, 615mA LIGHTSQUARES WITH 16 LEDS EACH AND TYPE II OPTICS WITH HOUSE SIDE SHIELD
Light Source: -
Ballast/Driver: ELECTRONIC DRIVER

Summary

Lumens per Lamp: N/A
Luminaire Lumens: 6404 lumens
Efficiency: N/A
Efficacy: 101.7 lumens/watt
Luminous Opening: Rectangular (W 0.5' x L: 1' x H: 0')
IES Classification: Type II - Short
BUG Rating: B1 - U0 - G2

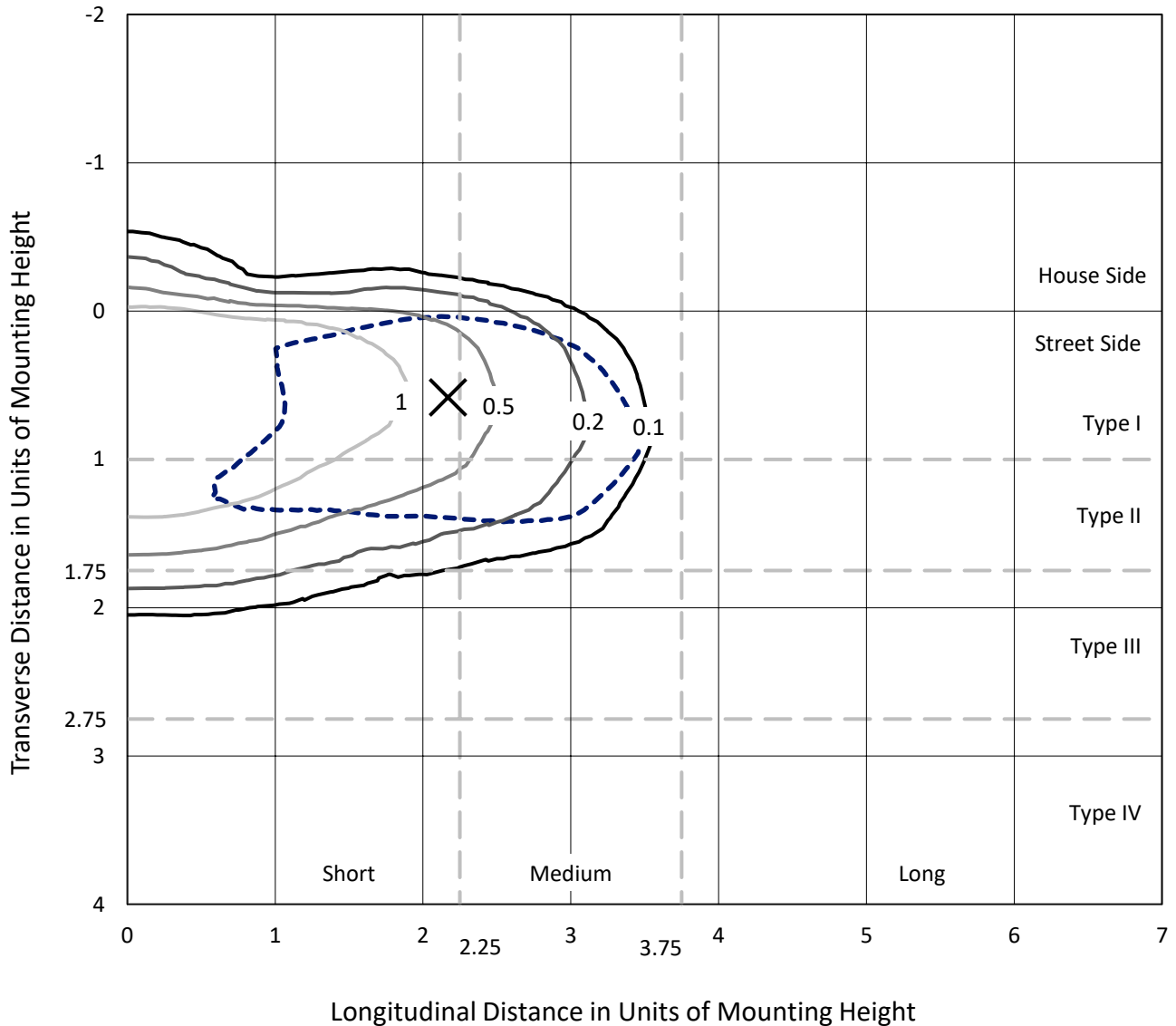
Input Watts (W): 63
Input Voltage (V): NR
Input Current (A_{in}): NR
Voltage Rise (V): NR
Power Factor: NR
Total Harmonic Distortion (THDi): NR
Frequency (hertz): 60
Stabilization Time: NR
Operation Time: NR
Ambient Temperature (°C): NR
Test Distance: 24 FT



REPORT NUMBER: P458646
 CATALOG NUMBER: GLAN-SA2A-735-U-T2-HSS

Iso-Footcandle Lines of Horizontal Illumination

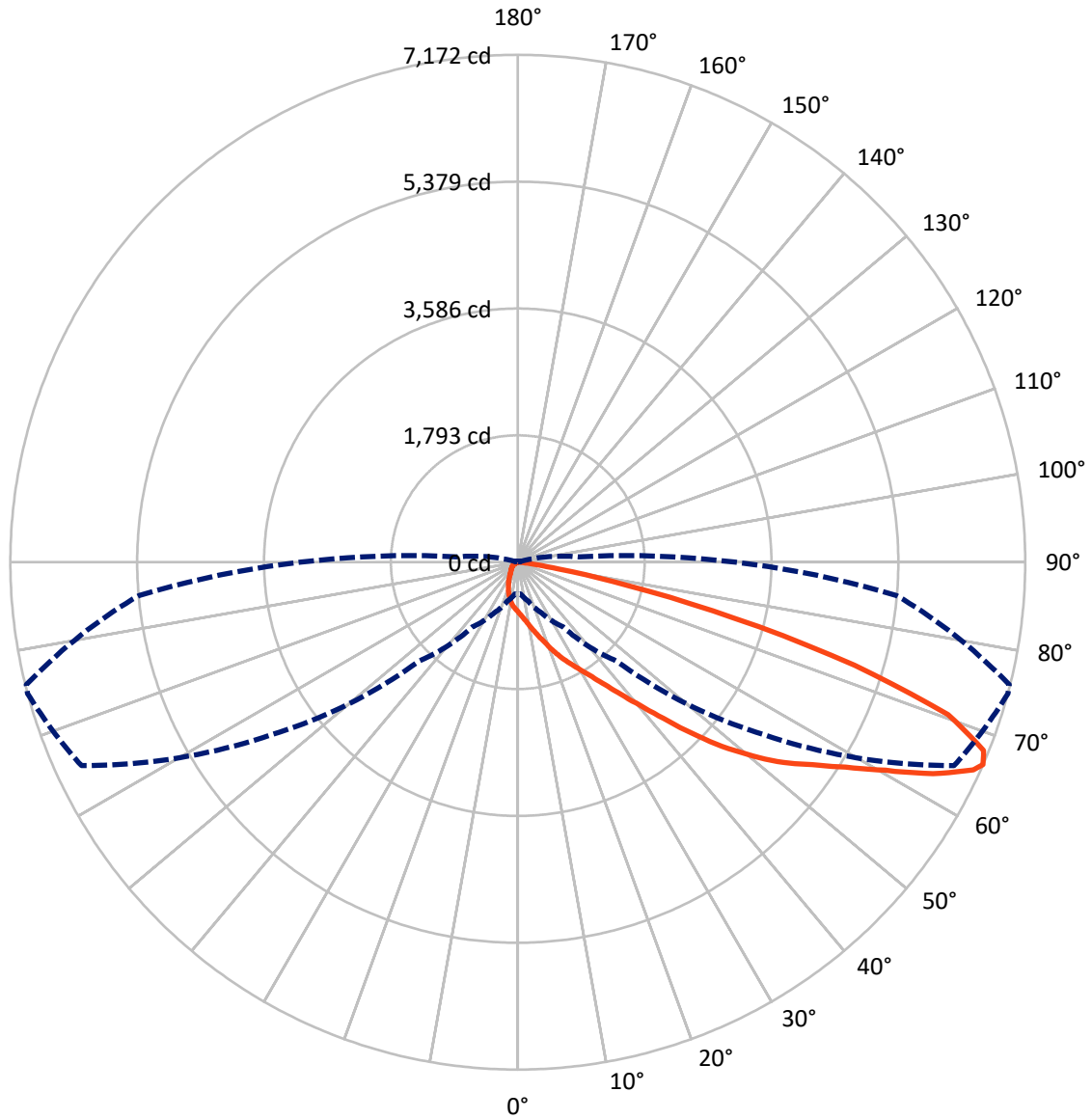
× Max cd
 - - - 1/2 Max cd



Based on 25 foot mounting height. Maximum calculated value = 1.9 fc
 Type II - Short - N/A

REPORT NUMBER: P458646
CATALOG NUMBER: GLAN-SA2A-735-U-T2-HSS

Luminous Intensity Polar Plot



— Vertical Plane Through 75-Deg Lateral - - - Horizontal Cone Through 66-Deg Vertical

REPORT NUMBER: P458646

CATALOG NUMBER: GLAN-SA2A-735-U-T2-HSS

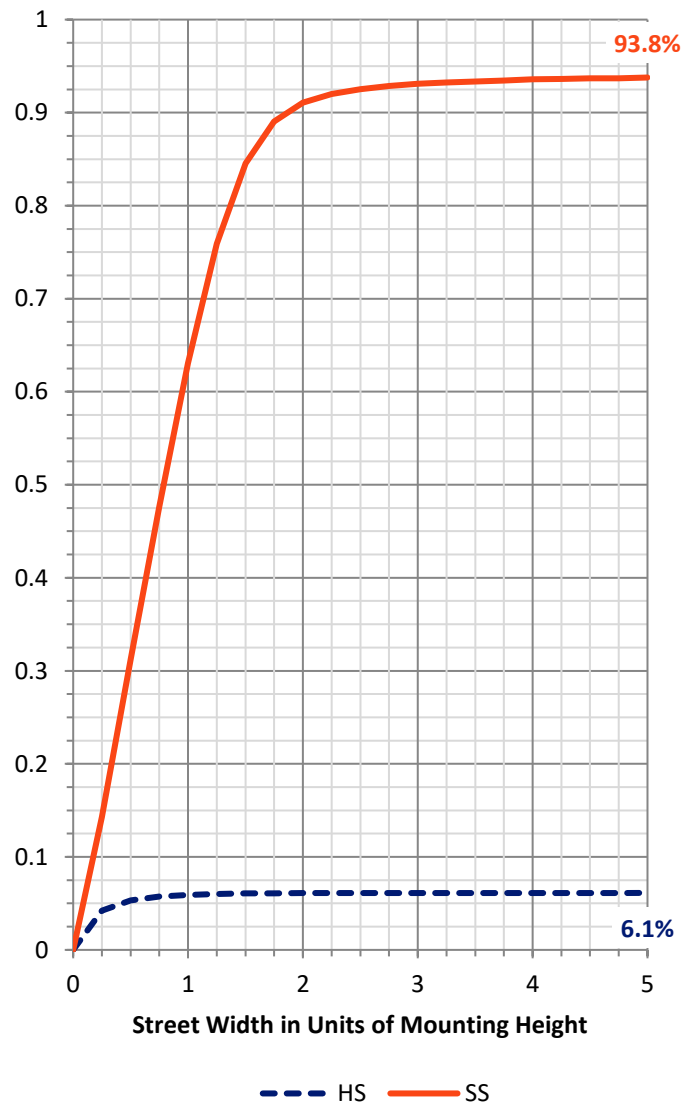
FLUX DISTRIBUTION:

		Downward	Upward	Total
House Side	Lumens	395.3	0.0	395.3
	% Fixture	6.2	0.0	6.2
Street Side	Lumens	6008.6	0.0	6008.6
	% Fixture	93.8	0.0	93.8
Total	Lumens	6404.0	0.0	6404.0
	% Fixture	100.0	0.0	100.0

Coefficient of Utilization

ZONAL LUMENS:

Zone	Lumens	% Fixture
0°-10°	67.5	1.1
10°-20°	198.8	3.1
20°-30°	343.3	5.4
30°-40°	619.2	9.7
40°-50°	1118.6	17.5
50°-60°	1743.9	27.2
60°-70°	1656.7	25.9
70°-80°	620.9	9.7
80°-90°	35.0	0.5
90°-100°	0.0	0.0
100°-110°	0.0	0.0
110°-120°	0.0	0.0
120°-130°	0.0	0.0
130°-140°	0.0	0.0
140°-150°	0.0	0.0
150°-160°	0.0	0.0
160°-170°	0.0	0.0
170°-180°	0.0	0.0
0°-90°	6404.0	100.0
0°-180°	6404.0	100.0



REPORT NUMBER: P458646

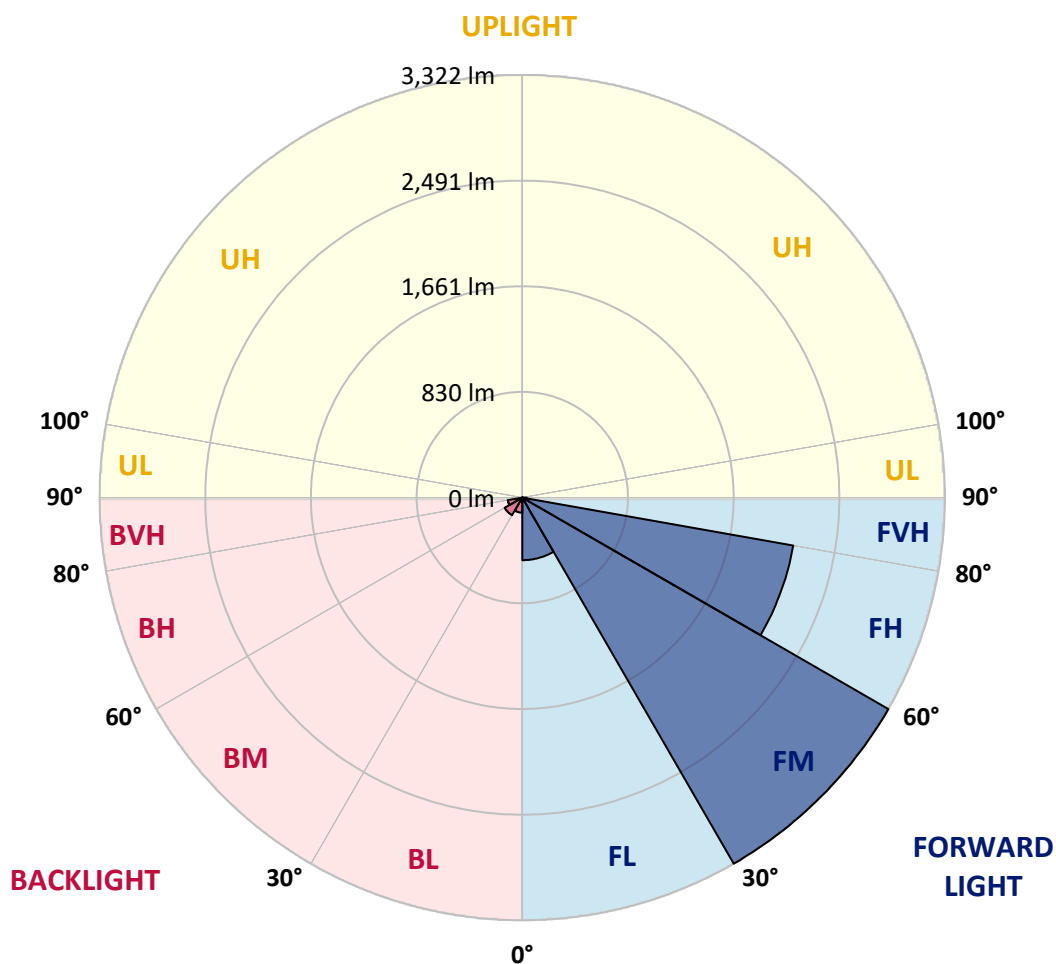
CATALOG NUMBER: GLAN-SA2A-735-U-T2-HSS

LUMINAIRE CLASSIFICATION SYSTEM LUMEN TABLE AND BUG RATING:

Zone	Lumens	% Fixture	Zone Rating/Lumen Limit		
			B	U	G
FL (0°-30°)	491.6	7.7			
FM (30°-60°)	3321.7	51.9			
FH (60°-80°)	2162.1	33.8			G2/5000
FVH (80°-90°)	33.2	0.5			G1/100
BL (0°-30°)	118.1	1.8	B1/500		
BM (30°-60°)	160.0	2.5	B0/220		
BH (60°-80°)	115.4	1.8	B1/500		G1/500
BVH (80°-90°)	1.8	0.0			G0/10
UL (90°-100°)	0.0	0.0		U0/0	
UH (100°-180°)	0.0	0.0		U0/0	

BUG Rating: B1-U0-G2

Type II Short





REPORT NUMBER: P458646
 CATALOG NUMBER: GLAN-SA2A-735-U-T2-HSS

CANDELA DISTRIBUTION (FULL):

	0°	5°	15°	25°	35°	45°	55°	65°	75°	76°	85°
0°	700.3	700.3	700.3	700.3	700.3	700.3	700.3	700.3	700.3	700.3	700.3
2.5°	836.7	826.3	829.6	824.9	814.0	797.9	783.7	763.3	743.0	739.6	716.9
5°	947.0	944.2	940.4	926.7	919.1	894.5	865.1	830.1	787.9	780.4	739.2
7.5°	1022.3	1020.9	1022.8	1015.7	1009.1	986.8	955.6	907.7	842.4	838.1	769.5
10°	1047.0	1050.7	1057.9	1069.2	1079.6	1072.5	1048.9	989.2	913.0	900.6	804.0
12.5°	1032.8	1037.0	1054.1	1084.4	1118.0	1137.4	1127.9	1084.4	987.8	977.8	842.9
15°	996.3	1001.5	1025.7	1072.5	1132.7	1187.6	1211.3	1180.0	1074.9	1058.8	889.7
17.5°	942.3	949.9	984.5	1046.5	1128.9	1223.6	1290.4	1279.9	1167.7	1152.6	940.9
20°	901.6	907.3	936.6	1007.7	1112.8	1243.5	1365.6	1395.0	1282.3	1256.3	1001.0
22.5°	928.6	930.5	940.4	983.0	1083.9	1248.7	1431.9	1514.8	1404.0	1380.8	1063.5
25°	1060.7	1041.8	1031.8	1022.3	1077.7	1243.9	1492.1	1639.8	1525.2	1500.6	1125.6
27.5°	1269.0	1260.5	1210.3	1143.1	1130.3	1250.1	1531.8	1758.2	1639.3	1612.8	1186.2
30°	1495.9	1481.2	1450.4	1351.9	1252.9	1293.7	1560.7	1873.3	1774.3	1739.3	1241.6
32.5°	1704.2	1713.7	1667.7	1566.4	1451.8	1386.5	1598.1	1998.7	1929.1	1885.6	1306.0
35°	1947.1	1966.1	1895.5	1798.4	1664.4	1554.1	1671.1	2140.3	2125.6	2070.7	1405.4
37.5°	2193.8	2205.2	2162.1	2025.7	1905.0	1767.2	1808.4	2315.1	2367.6	2320.7	1524.3
40°	2401.2	2416.9	2385.1	2263.9	2135.1	2013.9	2007.7	2505.4	2655.5	2607.2	1701.4
42.5°	2559.9	2571.7	2572.7	2486.9	2370.9	2316.0	2262.0	2748.3	3016.3	2960.5	1906.9
45°	2760.2	2777.2	2767.3	2709.0	2622.4	2612.4	2584.5	3041.9	3448.2	3377.6	2173.5
47.5°	3069.9	3081.2	3056.6	2987.9	2899.9	2915.5	2898.9	3371.0	3888.6	3828.0	2449.5
50°	3284.8	3303.8	3338.8	3366.3	3302.4	3244.6	3195.3	3678.3	4306.7	4252.2	2731.8
52.5°	3282.5	3313.7	3424.5	3562.8	3702.5	3685.0	3543.4	4017.8	4705.9	4638.6	2996.9
55°	3061.3	3121.9	3284.8	3530.1	3917.0	4109.7	4045.3	4410.9	5050.6	5005.1	3304.2
57.5°	2604.9	2641.8	2868.1	3211.0	3797.2	4309.5	4626.8	4943.6	5464.0	5442.7	3781.6
60°	1752.0	1768.6	2059.8	2483.6	3232.7	4110.2	5053.0	5588.0	5973.0	5962.6	4338.9
62.5°	1003.9	1011.0	1222.2	1579.7	2300.4	3483.2	5089.0	6383.1	6583.4	6589.1	4983.8
65°	540.3	544.1	714.5	927.2	1399.7	2482.7	4576.1	6818.7	7076.8	7087.7	5383.5
66°	466.4	448.4	568.7	790.3	1113.7	1976.0	4251.8	6803.1	7171.5	7159.7	5369.3
67.5°	354.7	370.8	454.1	607.5	825.4	1404.9	3510.2	6500.5	7099.5	7062.6	5151.0
70°	253.8	260.4	323.4	433.3	562.1	770.9	2243.1	5399.1	6452.7	6403.0	4487.6
72.5°	163.8	170.9	229.2	313.5	406.3	421.0	1255.8	3900.9	4974.8	4967.7	3379.5
75°	117.0	123.6	151.5	224.4	305.4	260.4	604.7	2629.0	3162.7	3141.4	2090.6
77.5°	84.8	88.1	101.3	146.8	218.3	186.6	280.3	1404.0	1574.5	1648.8	923.8
80°	48.8	51.6	70.6	89.5	147.7	127.4	134.0	563.5	581.0	553.1	288.8
82.5°	24.1	27.5	42.1	61.1	92.3	85.7	61.6	169.5	179.0	174.3	72.9
85°	5.7	7.1	23.7	40.2	45.0	38.4	29.8	49.7	61.6	60.1	27.9
87.5°	0.5	0.9	8.5	7.1	7.6	12.8	10.4	12.8	19.9	18.5	9.9
90°	0.0	0.0	0.0	0.0	0.0	0.0	0.0	0.0	0.0	0.0	0.0



REPORT NUMBER: P458646
 CATALOG NUMBER: GLAN-SA2A-735-U-T2-HSS

CANDELA DISTRIBUTION (continued):

	90°	95°	105°	115°	125°	135°	145°	155°	165°	175°	180°
0°	700.3	700.3	700.3	700.3	700.3	700.3	700.3	700.3	700.3	700.3	700.3
2.5°	706.5	697.5	671.5	645.9	624.6	602.3	582.0	570.1	565.4	560.2	562.5
5°	716.4	694.7	642.1	596.6	552.1	514.2	483.9	464.5	455.1	453.6	451.3
7.5°	729.7	692.3	610.8	539.8	481.6	439.4	404.9	376.9	368.4	360.8	354.7
10°	745.8	688.0	572.0	480.2	418.1	365.1	319.6	286.5	269.4	264.7	268.0
12.5°	762.8	680.0	531.3	425.2	353.7	286.0	243.9	227.3	222.6	220.7	221.1
15°	779.9	670.0	488.7	372.2	281.7	228.2	208.8	204.6	202.7	201.7	200.8
17.5°	795.5	653.9	440.9	320.6	228.2	195.1	188.0	184.2	180.4	179.0	176.6
20°	814.0	635.5	397.8	262.8	193.2	176.6	168.1	161.0	155.3	151.5	151.1
22.5°	831.5	611.8	352.8	217.8	176.2	158.6	144.9	137.3	130.7	126.0	127.4
25°	841.0	582.9	312.5	189.9	160.5	140.6	125.5	116.0	108.9	106.5	106.1
27.5°	841.0	547.4	273.2	173.8	146.3	124.5	108.9	99.9	95.2	91.9	92.3
30°	834.3	508.1	236.8	161.5	134.0	110.3	95.7	87.6	83.8	81.4	81.0
32.5°	829.1	470.7	205.5	149.6	121.2	98.0	85.2	79.1	75.3	72.9	72.9
35°	837.2	438.5	181.4	137.8	109.4	88.5	77.2	71.5	67.7	65.8	65.3
37.5°	858.5	409.1	162.9	125.0	98.5	80.5	71.5	64.9	61.1	58.7	57.8
40°	911.1	392.6	149.2	113.2	88.1	73.9	64.9	58.7	54.0	51.6	51.1
42.5°	995.3	393.0	135.9	102.3	80.0	68.2	59.2	52.1	46.9	44.5	44.0
45°	1122.2	411.0	125.5	91.9	72.9	62.0	53.0	45.5	40.7	38.4	38.4
47.5°	1274.3	446.1	116.5	82.9	66.3	56.3	46.9	39.3	34.6	32.7	32.7
50°	1439.0	491.5	107.5	73.4	60.6	50.2	40.2	34.1	30.3	28.9	28.9
52.5°	1607.1	546.4	98.5	65.8	54.5	43.6	34.6	30.3	27.0	26.0	25.6
55°	1827.8	616.5	89.0	57.8	47.8	37.4	30.8	26.5	22.7	21.3	20.8
57.5°	2167.3	722.1	78.6	50.7	39.3	31.3	26.5	22.3	18.0	15.6	15.2
60°	2576.9	850.9	67.7	44.5	31.7	25.6	21.3	17.0	13.3	10.4	9.9
62.5°	2960.5	932.8	57.3	37.4	25.1	19.4	15.2	12.8	9.5	6.6	6.2
65°	3130.0	905.4	47.4	30.3	19.9	13.7	9.9	9.0	5.7	2.8	2.4
66°	3073.6	864.7	43.6	27.5	18.0	11.8	8.5	7.6	4.3	1.4	1.4
67.5°	2907.4	768.5	37.9	23.7	15.6	9.5	6.6	5.7	2.4	0.5	0.0
70°	2491.2	621.7	29.8	17.5	11.4	6.6	3.8	2.8	1.4	0.0	0.0
72.5°	1913.5	463.1	23.7	13.3	8.0	3.8	1.9	0.9	1.4	0.0	0.0
75°	1172.4	264.7	18.5	9.9	5.2	2.4	1.4	0.0	1.4	0.5	0.0
77.5°	520.4	118.9	12.3	6.6	3.8	1.9	0.9	0.0	0.9	0.5	0.0
80°	131.6	38.8	7.1	4.7	2.8	1.4	0.5	0.0	0.9	0.9	0.5
82.5°	36.0	14.2	5.2	3.8	2.4	1.4	0.5	0.0	0.9	0.9	0.9
85°	14.2	6.6	4.7	3.8	2.8	1.4	0.5	0.0	0.9	0.9	0.9
87.5°	6.6	4.7	4.7	4.3	3.3	1.4	0.5	0.0	0.9	0.5	0.9
90°	0.0	0.0	0.0	0.0	0.0	0.0	0.0	0.0	0.0	0.0	0.0

(END OF REPORT)